

PREDATION EFFICIENCY AND FEEDING PREFERENCES OF LABORATORY-REARED *Sycanus dichotomus* (HEMIPTERA: REDUVIIDAE) ON OIL PALM BAGWORM, *Metisa plana* (LEPIDOPTERA: PSYCHIDAE)

MUHAMAD FAHMI MUHAMAD HALIL^{1*}, MOHAMAD HARIS HUSSAIN¹, DZULHELMI MUHAMMAD NASIR², JOHARI JALINAS¹, RUSLAN MOHD YUSOP¹, MOHD FAUZI MOHD MUZAMIL¹ AND IDRIS AB. GHANI¹

¹Centre for Insect Systematics, Department of Biological Sciences and Biotechnology, Faculty of Science and Technology, Universiti Kebangsaan Malaysia, 43600 Bangi, Selangor, Malaysia.

²Biological Research Division, Malaysian Palm Oil Board, 6 Persiaran Institusi, Bandar Baru Bangi, 43000 Kajang, Selangor, Malaysia.

*Corresponding author: mfahmi85.halil@gmail.com

Submitted final draft: 14 September 2020

Accepted: 4 October 2020

Abstract: The predatory reduviid bug, *Sycanus dichotomus* (Hemiptera: Reduviidae), is a biological control agent against the oil palm pest bagworm (*Metisa plana*). This study investigates the predation efficiency and feeding preferences of laboratory-reared and wild *S. dichotomus* towards *M. plana* larvae under laboratory conditions. The results showed that wild *S. dichotomus* had a higher predation efficiency compared with laboratory-reared *S. dichotomus* towards *M. plana* larvae ($F = 10.39$, $df = 1, 191$, $p < 0.05$). Compared with male *S. dichotomus*, females consumed more *M. plana* larvae ($F = 13.51$; $df = 1, 191$; $p < 0.05$). The mortality rate of *M. plana* was positively correlated with the nymph stage of *S. dichotomus*, although immature and adult *S. dichotomus* are capable of causing a significant mortality rate for *M. plana* ($R^2 = 0.76$; $F = 158.83$; $df = 1, 49$; $p < 0.05$). Meanwhile, *S. dichotomus* showed high predation rates toward *M. plana* larvae compared with the other prey larvae. This indicates that *S. dichotomus* have the capability and potential to become a biological agent in controlling oil palm bagworms.

Keywords: Natural predator, biological control, agriculture, feeding preferences, insect pest.

Introduction

In Malaysia, *Metisa plana*, which is commonly known as the bagworm, is the most serious and dominant pest species of oil palm (Norman et al., 1994; Tan et al., 2008). It is well known for its destructive effect on oil palm (Wood, 1968). The bagworm larvae are sessile caterpillars that feed on oil palm foliage, and leaves are used to make silken cases, in which the larvae resides (Basri et al., 1995; Rhainds et al., 2009; Kamarudin et al., 2010). Their presence causes serious damage to oil palm leaves, which could significantly result in 10-13% yield losses (Norman & Othman, 2006; Cheong et al., 2010). Some treatment and preventive measures for bagworm infestation include the use of chemical insecticides, such as trichlorfon and acephate, on young oil palms and trunk injections using monocrotophos or methamidophos for older oil palm (Hasber et al., 2015). However, the use of insecticide is costly and there has been a growing concern of the side effects to the environment (Igbedioh, 1991).

In recent years, biological control application has been highlighted as a modern pest management strategy. Natural enemies, such as parasitoids, entomopathogenic fungi and other organisms, have been used in many management practices as it is environmentally friendly (Singh, 1992; Basri et al., 1996; Tiong, 1996; Cheong et al., 2010; Ishak et al., 2020). Among

the known potential biological agents for controlling the population of insect pests are the reduviid groups (Biever & Chauvin, 1992; Cloutier & Bauduin, 1995; Ambrose, 2002), or commonly referred as “assassin bugs” (Ambrose, 2003). Assassin bugs have been recognised as important natural enemies, preying on several pests, especially lepidopteran insects (Ambrose, 1996). They also have the ability to consume a large quantity of prey (James, 1994).

Several previous studies have reported that the *Sycanus* sp. predator can effectively kill a significant number of bagworm larvae (Sankaran & Syed, 1972; Tiong, 1996; Wood *et al.*, 1976). They are known to feed on insect pests, such as *Pteroma pendula*, *M. plana*, *Mahasena corbeti*, *Seteroa setothosea* and *Darna trima* (Wood *et al.*, 1976; Wood, 1982; Desmier *et al.*, 1989; Norman *et al.*, 1998; Zulkefli *et al.*, 2004; Syari *et al.*, 2010). One of the known species belonging to this group is the *Sycanus dichotomus*. Desmier *et al.* (1989) reported that a single *S. dichotomus* is capable of killing at least 430 *M. plana* larvae throughout its lifetime. Compared with other predatory hemipteran species, the elongated mouthparts, i.e. a rostrum of *S. dichotomus*, had been attributed with efficiency in handling and killing the bagworm larvae (Singh, 1992; Zulkefli, 1996). However, information on predatory efficiency of laboratory-reared *S. dichotomus* on *M. plana* has yet to be explored. This study aims to investigate the predatory efficiency and feeding preference between laboratory-reared and wild *S. dichotomus* towards *M. plana* larvae under laboratory conditions. Information from this study can lead to the potential use of these predators to manage the bagworm population in oil palm plantations.

Materials and Methods

Field Collection and Rearing of S. Dichotomus

To prepare laboratory-reared *S. dichotomus*, 30 adults were collected in oil palm plantations by using sweep nets. The adult *S. dichotomus* were reared in the laboratory using plastic containers (15 cm x 9 cm x 7 cm) and were maintained by feeding them *Tenebrio molitor* (Coleoptera: Tenebrionidae) larvae. The method was carried out according to Zulkifli *et al.*, (2004). Each container housed a pair of adult *S. dichotomus*. Food was replenished every three days to ensure it was sufficient and to prevent cannibalism. The eggs laid by the female adult *S. dichotomus* were transferred into a petri dish. Upon hatching, the nymphs in the petri dish were provided with water-diluted honey for sustenance. After five days, the nymphs were then transferred into a rearing cage (14cm x 10cm x 8 cm) until the nymphs grew into adults. As for the preparation of wild *S. dichotomus*, which acted as control, 30 adults were collected later from the field and were maintained by feeding them *T. molitor* before the experiment begun (when both types were ready for the study).

Predation Efficiency of S. Dichotomus on M. Plana Larvae

A total of 48 individuals (12 males and 12 females for each wild and reared type) of *S. dichotomus* were used in this study. The treatment arrangement followed a complete randomised design (CRD) and were maintained in a standard laboratory environment with a temperature of $25\pm 2^{\circ}\text{C}$, relative humidity of $70\pm 5\%$ and photoperiod of 12:12 (Light : Day) hour (Harith-Fadzilah *et al.*, 2020). Predation by laboratory-reared and wild male and female adults of *S. dichotomus* towards bagworm (*M. plana*) larvae was observed in a container (15.5 cm x 8.5 cm x 9 cm). The predators were left without food for starvation 24 hours before the experiment, according to the method by Haris *et al.* (2014).

The experiment was begun by providing five *M. plana* larvae to *S. dichotomus* individually for each assay and the number of *M. plana* larvae killed by the predators were

recorded after 24 hours of experiment. The experiments were repeated with 10, 15 and 20 *M. plana* larvae given to each *S. dichotomus*. The laboratory-reared and wild male and female adults of *S. dichotomus* were replicated 12 times for every amount of *M. plana* larvae, respectively. For the *S. dichotomus* nymphal consumption of *M. plana* larvae, 10 individuals from every different development stages of the *S. dichotomus* nymph (five nymphal stages) were individually exposed to 20 *M. plana* larvae in rearing cages (15 cm x 9 cm x 7 cm) with ten replicates per treatment, respectively. The numbers of *M. plana* larvae killed by *S. dichotomus* nymph were recorded after 24 hours of experiment.

Feeding Preference of Adult S. Dichotomus on Different Prey Larvae

The study on the feeding preferences of *S. dichotomus* was done in a no-choice experiment approach under laboratory conditions. A total of 20 adult *S. dichotomus* were given different larvae insect pest species *M. plana*, *Tenebrio molitor*, *Corcyra cephalonica* and *Spodoptera exigua*. The *S. dichotomus* were starved for 24 h and then exposed to 10 larvae of different pest species after 24 hours. The experiments were conducted with five replicates and the number of larvae of the pest species killed were recorded after 24 hours.

Statistical Analyses

The percentages of prey mortality caused by *S. dichotomus* were analysed using three-way analysis of variance (ANOVA). Regression analysis was carried out to determine the relationship between the mortality of *M. plana* larvae and the nymphal stages of the *S. dichotomus*. The significance of differences between treatments ($p < 0.05$) of each experiment was determined by Tukey's test. All data analyses were performed using the Minitab programme (Minitab Inc., 1998).

Results and Discussion

Predation Efficiency of S. Dichotomus on M. Plana Larvae

Most predatory hemipteran species of the family Reduviidae need to consume large quantities of larval pests, attributed to their large body sizes compared with other terrestrial insect predators (James, 1994; Sahayaraj, 2014). In this study, there was a significant ($F = 10.39$, $df = 1,191$, $p < 0.05$) difference in the percentage mortality of *M. plana* larvae consumed by different types of *S. dichotomus*. Wild *Sycanus dichotomus* killed more than 90% of bagworm larvae and were significantly different ($p < 0.05$) from that of laboratory-reared *S. dichotomus* (Figure 1). However, no significant difference ($F = 0.68$, $df = 3,191$, $p > 0.05$) was recorded in the mortality percentage of different individual numbers of *M. plana* larvae killed by *S. dichotomus* adults. There was also no interaction ($F = 2.22$; $df = 3,191$; $p > 0.05$) between the different types of the predator and the various numbers of *M. plana* larvae in influencing the predation rate of *S. dichotomus*.

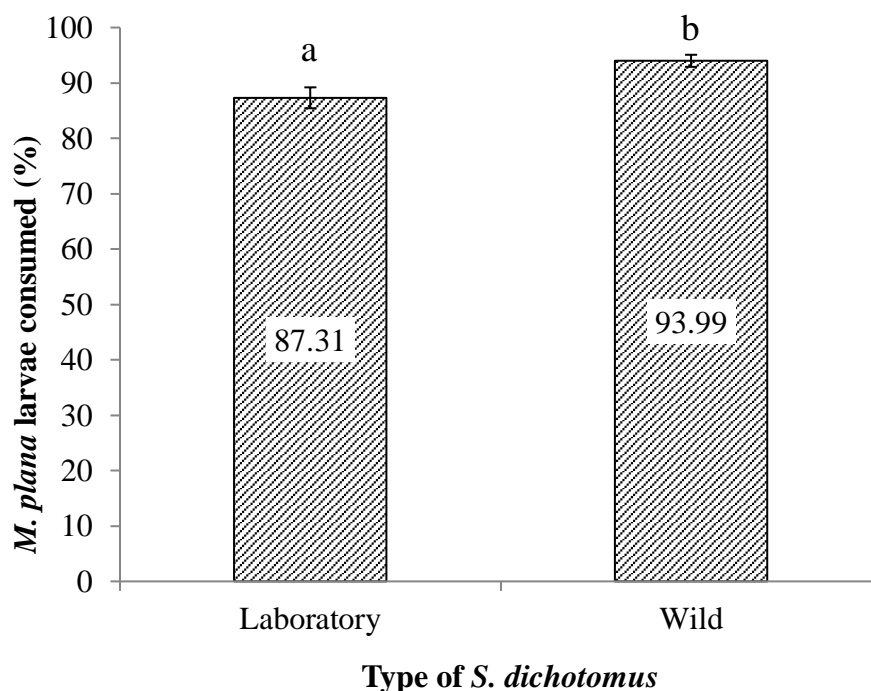


Figure 1: Percentage (Mean \pm SE) of *M. plana* larvae consumed by laboratory-reared and wild *S. dichotomus*

According to Sahayaraj and Ambrose (1994) and Srikumar *et al.* (2014), predatory insects' past experiences in identifying and attacking several different larvae pest species in their natural habitat influenced the overall predatory behaviour patterns, and increased the effectiveness of the predation rates. Predatory insects that live in natural habitats are more active and aggressive in searching and attacking prey compared with the laboratory-reared predatory insects (Cohen, 1990; Gamez-Virues & Eben, 2005). It was shown between the laboratory-reared and wild *S. dichotomus*, the wild insects consumed significantly more bagworms' larvae than the laboratory-reared insects. This study suggests that the laboratory-reared *S. dichotomus* possibly took longer to attack the larvae because they lacked experience.

The mean percentage of *M. plana* larvae mortality by *S. dichotomus* showed significant difference ($F = 13.51$; $df = 1, 191$; $p < 0.05$) among the sexes of the predator. The female adult *S. dichotomus* killed more than 90% of bagworms larvae and was significantly different ($p < 0.05$) to male adult *S. dichotomus* (Figure 2). However, no interaction between the sexes of the predator with various numbers of *M. plana* larvae ($F = 2.17$; $df = 3, 191$; $p > 0.05$) or with different types of the predator ($F = 0.58$; $1, 191$; $p > 0.05$) influenced the mean percentage mortality of bagworm larvae consumed by the *S. dichotomus*. There was also no interaction ($F = 1.47$; $df = 3, 191$; $p > 0.05$) among the treatments (various numbers of *M. plana* larvae, sexes, and types of the predator) that influenced the predation of *S. dichotomus* on *M. plana* larvae.

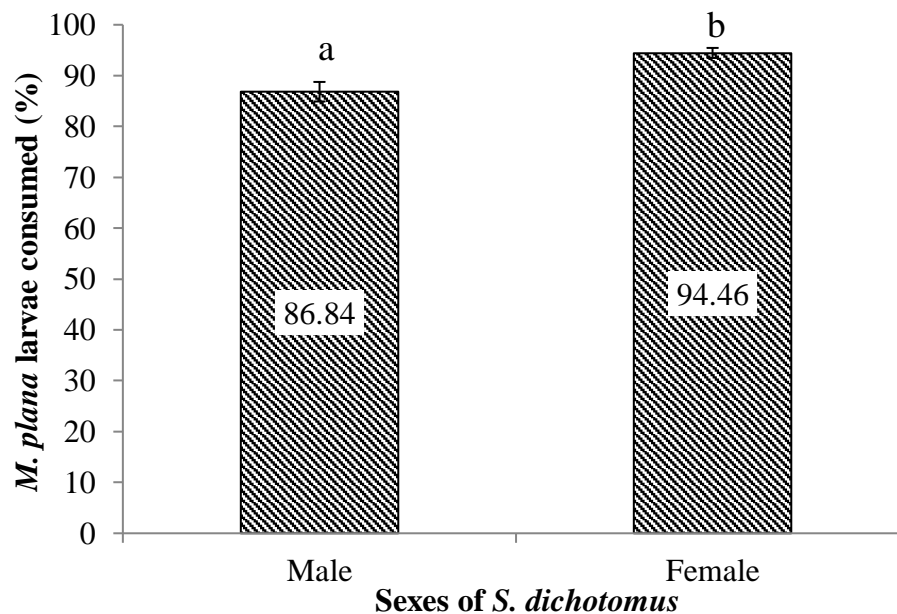


Figure 2: Percentage (Mean \pm SE) of *M. plana* larvae consumed by male and female *S. dichotomus*

The factor of sex also has a significant influence on the overall number of individuals consumed, where female *S. dichotomus* consumed more bagworm larvae compared with males. This is coherent with George et al. (1998) and Syari *et al.* (2010), who identified that female of *Sycanus* sp. killed more larvae pests compared with the males, which in turn contributed to the larger female body sizes. The difference in body sizes between the two sexes is correlated with the ability of the female to produce eggs (Ambrose et al., 1988; Ambrose, 1999). Hence, the killing and feeding capacities of female *S. dichotomus* were much higher.

Consumption of M. Plana According to the Developmental Stages of S. Dichotomus

There was a significant difference ($F = 42.7$; $df = 5.19$; $p < 0.05$) in the mean percentage of prey consumed by the immature *S. dichotomus* of various stages (Figure 3). The mean percentage of prey consumed was significantly ($p < 0.05$) higher among *S. dichotomus* in the 5th nymphal stage than the younger nymphal stages. The smallest nymphal stage (1st stage) consumed the lowest number (14%) of prey larvae, but it was not significantly different to the 2nd stage. There was a positive and significant ($R^2 = 0.76$; $F = 158.83$; $df = 1, 49$; $p < 0.05$) relationship between the number of *M. plana* larvae killed and the nymphal stage of the *S. dichotomus*.

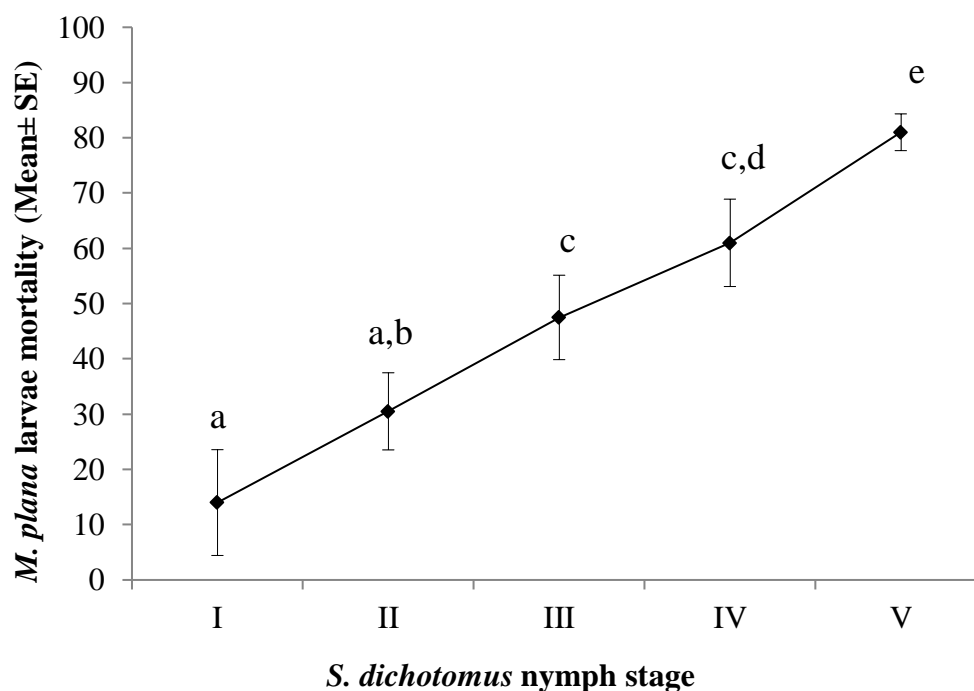


Figure 3: Percentage (Mean ± SE) of *M. plana* larvae exposed to different *S. dichotomus* nymphal stages (Note: Same letter indicates no significant difference)

Another criterion in selecting a particular predatory insect species is whether the nymphs are reliable and viable in killing pest insect larvae (Stiling & Cornelissen, 2005). In this study, a significant and positive correlation was shown between the nymph stages and the number of bagworm larvae consumed. The number of bagworm larvae consumed was significantly different from the first to the fifth nymphal stages of the *S. dichotomus*. This is due to the fact that the different body sizes of these nymph stages affected their ability to handle and kill bagworm larvae (Grundy & Maelzer, 2000; Balakrishnan *et al.*, 2011). Larger-sized predators usually have more liquid-form digestive enzymes to disintegrate their preys' internal organs (Sahayaraj *et al.*, 2007; Das & Ambrose, 2008). Therefore, older *S. dichotomus* nymphs would have better capabilities of killing and sucking a higher number of bagworm larvae with ease.

Feeding Preference of Adult S. Dichotomus on Different Prey Larvae

There was a significant difference ($F = 42.7$; $df = 5, 19$; $p < 0.05$) in the mean percentage of prey larvae consumed by adult *S. dichotomus* when they were given different diet choices (insect species). The highest predation rate of *S. dichotomus* was recorded on *M. plana* larvae and was significantly different ($p < 0.05$) compared with *C. cephalonica* and *T. molitor* larvae, but not significantly different ($p > 0.05$) with *S. exigua* larvae (Figure 4).

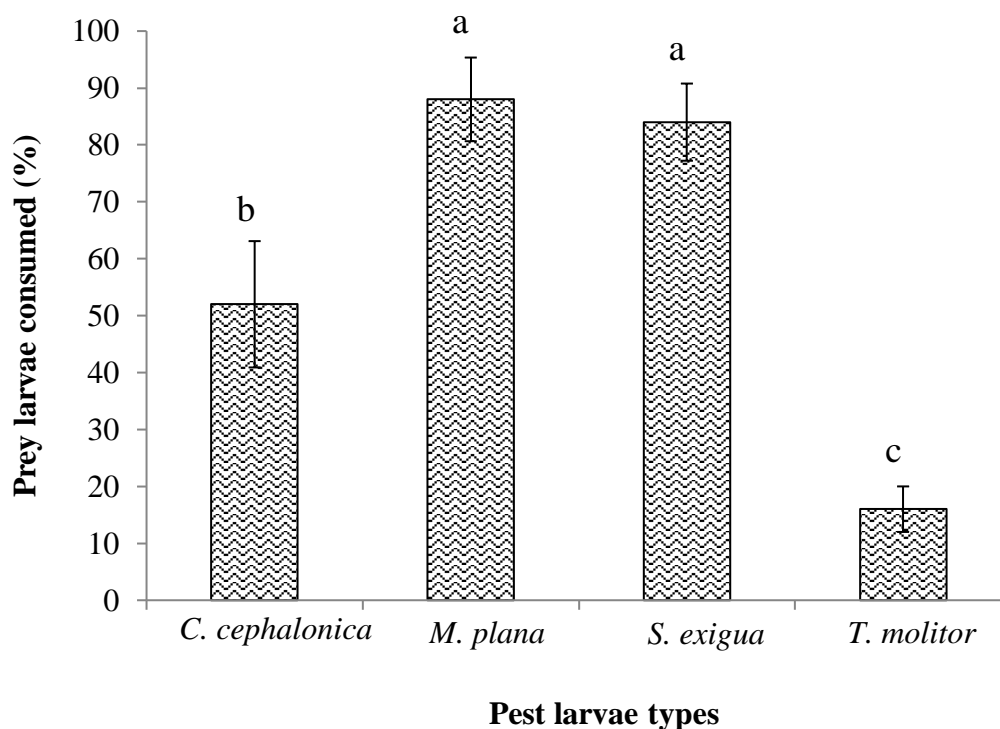


Figure 4: Percentage (Mean \pm SE) of different prey larvae species consumed by *S. dichotomus* (Note: Same letter indicated no significant difference)

The term preference, which are related to the choice made by predators, are not only based on the ratio of the number of preys available, but are also influenced by other intrinsic factors, including appearances, sizes, taste textures, chemical secretions related to specific pest species (Venkatesan *et al.*, 1999; Chandral *et al.*, 2005), the form of defence employed by the prey species (Laurent *et al.*, 2003), and differential and comparable sizes between prey and predator (Sahayaraj, 2001; Cogni *et al.*, 2002). The *S. dichotomus* are known as a polyphagous predator, and prefer to attack certain larval pest species (Singh, 1992; Syari, 2010).

The *S. dichotomus* feeding preference under laboratory conditions showed that they preferred to consume *M. plana* larvae compared with the larvae of *S. exigua*, *C. cephalonica* and *T. molitor*. Previous studies also showed that most Reduviid species had preferred lepidopteran larvae as their main food source compared with other insect species (Claver & Ambrose, 2001; Ravichandran & Ambrose, 2006). This is due to the fact that most lepidopteran larvae have specific larval characteristics, i.e. softer cuticle structures, which enables most Reduviid predators to penetrate the larvae's large body parts containing more lipids and protein with ease. Additionally, compared with other insect pest species, such as the coleopteran larvae of *T. molitor*, lepidopteran larvae, such as the larvae of *M. plana*, have slower movement rates and are usually clumped together within any given suitable natural habitat for a prolonged period (Kuppusamy & Kannan, 1995; Rhains *et al.*, 2009).

Conclusion

In this study, the predatory insect species *S. dichotomus* has been observed to have high potential and capabilities at both the nymph and at adult stages to kill large numbers of larval pest species. It is suggested that the wild predators can be reared and potentially released to the field, especially

female adults and also the 5th instar nymphs, to improve the control technique of *M. plana*. The findings on the high preference of *S. dichotomus* for bagworms provide fruitful information in the use of this species as the main predator for the oil palm pest. Therefore, it is important to initiate further field study that evaluates the role of this natural enemy as an effective biological control agent of oil palm bagworm *M. plana* in nature.

Acknowledgements

The authors would like to extend their gratitude to Dr. Teo and Mr. Adhly of Sime Darby Plantation Bhd., Banting, Selangor, for providing help and critical comments on the study. This research has been funded by Sime Darby Research Sdn. Bhd. under grant number STGL-15-2008. This research is part of a dissertation, which was submitted as partial fulfilment to meet requirements for the master's degree at the National University of Malaysia.

References

- Ambrose, D. P., Gunaseeli, I. M., & Vennison, S. J. (1988). Impact of female parental age on the development and size of offspring of assassin bug *Rhinocoris kumarii*. *Environmental Ecology*, 6, 948–955.
- Ambrose, D. P. (1996). Assassin bugs (Insecta: Heteroptera: Reduviidae) in Biocontrol: Success and strategies, a review. In D. P. Ambrose (Ed.), *Biological and cultural control of Insect pests, an Indian Scenario* (pp. 262-284). Adeline publishers.
- Ambrose, D. P. (1999). *Assassin bugs*. Oxford and IBH Publication Private Limited Company, New Delhi, India and Science Publishers Inc., New Hampshire, USA.
- Ambrose, D. P. (2002). *Assassin bugs (Heteroptera: Reduviidae) in integrated pest management programme: Success and strategies*. In S. Ignacimuthu., A. Sen. (Eds.), *Strategies in integrated pest management* (pp.73–85). New Delhi: Phoenix Publication House Pvt. Ltd.
- Ambrose, D. P. (2003). Biocontrol potential of assassin bugs (Hemiptera: Reduviidae). *Journal of Experimental Zoology*, 6, 1-44.
- Balakrishnan, P., Nagarajan, K., Kumar, A. G., & Ambrose, D. P. (2011). Host preference, stage preference and functional response of *Acanthaspis pedestris* Stål (Hemiptera: Reduviidae) to its most preferred prey the acridid grasshopper, *Orthacris maindroni* Boliver. In D. P. Ambrose (Ed.), *Insect pest management, a current scenario* (pp. 210–217). Palayamkottai, India: Entomology Research Unit, St. Xavier's College.
- Basri, M. W., Norman, K., & Hamdan, A. B. (1995). Natural enemies of the bagworm, *Metisa plana* (Lepidoptera: Psychidae) and their impact on host population regulation. *Crop Protection*, 14, 637-645.

- Basri, W. M., Siti Ramlah, A. A., Ramle, M., & Othman, A. (1996). Biological efficacy of three products of *Bacillus thuringiensis* for the control of bagworms, *Metisa plana* and *Mahasenacorbetti* (Lepidoptera: Psychidae) of oil palm; A. *Proceedings of the 1996 PORIM International Palm Oil Congress: Competitiveness for the 21st Century. Kuala Lumpur*. 369–378.
- Biever, K. D., & Chauvin, R. L. (1992). Suppression of the Colorado potato beetle (Coleoptera: Chrysomelidae) with augmentative releases of predacious stinkbugs (Hemiptera: Pentatomidae). *Journal of Economic Entomology*, 85, 720–726.
- Chandral, S., Sinazer, R. L., & Kumar, S. P. (2005). Influence of prey on the development, reproduction and size of the assassin bug, *Sphedanolestes minusculus* Bergroth (Reduviidae), a potential biological control agent. *Journal Entomological Research*, 29, 93–98.
- Cheong, Y. L., Sajap, A. S., Hafidzi, M. N., Omar, D., & Abood, F. (2010). Outbreaks of bagworms and their natural enemies in an oil palm, *Elaeisguineensis*, plantation at Hutan Melintang, Perak, Malaysia. *Journal of Entomology*, 7, 141–151.
- Claver, M. A., & Ambrose, D. P. (2001). Evaluation of *Rhynocoris kumarii* Ambrose and Livingstone (Hemiptera: Reduviidae) as a potential predator of some lepidopteran pests of cotton. *Journal of Biological Control*, 15, 15–20.
- Cloutier, C., & Bauduin, F. (1995). Biological control of the Colorado potato beetle *Leptinotarsa decemlineata* (Coleoptera: Chrysomelidae) in Quebec by augmentative releases of the two spotted stinkbug *Perillus bioculatus* (Hemiptera: Pentatomidae). *Canada Entomology*, 127, 195–212.
- Cogni, R., Freitas, A. V. L., & Amaral, F. B. F. (2002). Influence of prey size on predation success by *Zelus longipes* L. (Hemiptera; Reduviidae). *Journal of Applied Entomology*, 126, 74–78.
- Cohen, A. C. (1990). Feeding adaptations of some predaceous heteropterans. *Annual Entomological Society America*, 83, 1215–1223.
- Das, S. S. M., & Ambrose, D. P. (2008). Redescription, biology and behavior of a harpactorine assassin bug *Vesbius sanguinosus* Stal (Hemiptera: Reduviidae). *Polish Journal Entomology*, 77, 11-29.
- Desmier, D. C., Sipayung, R. D. A., & Sudharto, P. S. (1989). The importance of natural enemies on leaf-eating caterpillars in oil palm plantations in Sumatra, Indonesia- Uses and Possibilities. *Proceeding of the 1989 palm oil development conference module 11–Agriculture, Kuala Lumpur*, 245-262.

- Gamez-virues, S., & Eben, A. (2005). Predatory behavior of *Repipta flavicans* Stal (Hemiptera: Reduviidae), a natural enemy of *Diabroticina* (Coleoptera: Chrysomelidae). *Proceedings of the Entomological Society of Washington*, 107, 642-651.
- George, P. J. E., Seenivasagan, R., & Karuppasamy, G. (1998). Life table and intrinsic rate of natural increase of *Sycanus collaris* Fabricius (Reduviidae: Heteroptera) a predator of *Spodoptera litura* Fabricius (Lepidoptera: Noctuidae). *Journal of Biological Control*, 12, 113–118.
- Grundy, P., & Maelzer, D. (2000). Predation by the assassin bug *Pristhesancus plagipennis* (Walker) (Hemiptera: Reduviidae) of *Helicoverpa armigera* (Hübner) (Lepidoptera: Noctuidae) and *Nezara viridula* (L.) (Hemiptera: Pentatomidae) in the laboratory. *Australian Journal of Entomology*, 39, 280–282.
- Haris, M. H., Nang, M. L. S., Chuah, T. S., & Wahizatul, A. A. (2014). The efficacy of synthetic food baits in capturing red palm weevil, *Rhynchophorus ferrugineus* (Coleoptera: Curculionidae) in campus area of Universiti Malaysia Terengganu. *Serangga*, 19(1), 59-78.
- Harith-Fadzilah, N., Haris-Hussain, M., Ghani, I. A., Zakaria, A., Amit, S., Zainal, Z., Azmi, W. A., Jalinas, J., & Hasan, M. (2020). Physical and physiological monitoring on Red Palm Weevil-Infested Oil Palms. *Insects*, 11, 407-418.
- Hasber, S., Che, S. M. R., Abu, H. A., & Salman, A. S. (2015). Efficacy of insecticide and bioinsecticide ground sprays to control *Metisa plana* Walker (Lepidoptera: Psychidae) in oil palm plantations, Malaysia. *Tropical Life Science Research*, 26, 73-83.
- Igbedioh, S. O. (1991). Effects of agricultural pesticides on humans, animals and higher plants in developing countries. *Architectural Environmental Health*, 46, 218-224.
- Ishak, I., Ng, L. C., Haris-Hussain, M., Jalinas, J., Idris, A. B., Azlina, Z., Samsudin, A., & Wahizatul, A. A. (2020). Pathogenicity of an indigenous strain of the Entomopathogenic Fungus *Metarhizium anisopliae* (Hypocreales: Clavicipitaceae) (MET-GRA4 Strain) as a potential biological control agent against the Red Palm Weevil (Coleoptera: Dryophthoridae). *Journal of Economic Entomology*, 113(1), 43-49.
- James, D. G. (1994). Prey consumption by *Pristhesancus plagipennis* Walker (Hemiptera: Reduviidae) during development. *Australian Entomology*, 21, 43-47.
- Kamarudin, N., Ahmad, S. N., Arshad, O., & Wahid, M. B. (2010). Pheromone mass trapping of bagworm moths, *Metisa plana* Walker (Lepidoptera: Psychidae), for its control in mature oil palms in Perak, Malaysia. *Journal of Asia Pacific Entomology*, 13, 101–106.

- Kuppusamy, A., & Kannan, S. (1995). Biological control of bagworm (Lepidoptera: Psychidae) in social forest stands. In T. N. Ananthkrishnan (Ed.), *Biological control of social forests and plantation crop insects* (pp. 25–41). New Delhi, India: Oxford and IBH Publishing Private Company Limited.
- Laurent, P., Braekman, J. C., Daloz, D., & Pasteels, J. (2003). Biosynthesis of defensive compounds in beetles and ants. *European Journal Organic Chemistry*, 2733-2743.
- Minitab. (1998). *Users Guide 1 and 2, Release 12 for Windows*. USA: Minitab Inc.
- Norman, K., Robinson, G. S., & Basri, M. W. (1994). Common bagworm pests (Lepidoptera: Psychidae) of oil palm, with notes on related South-East Asian species. *Malayan Nature Journal*, 48, 93-123.
- Norman, K., Basri, M. W., & Zulkefli, M. (1998). *Handbook of common parasitoids and predators associated with bagworms and nettle caterpillars in oil palm plantations*. MPOB, Malaysia: Palm Oil Research Institute of Malaysia.
- Norman, K., & Othman, A. (2006). Potentials of using the pheromone trap for monitoring and controlling the bagworm, *Metisa plana* walker (Lepidoptera: Psychidae) in a smallholder plantation. *Journal of Asia Pacific Entomology*, 9, 281-285.
- Ravichandran, B., & Ambrose, D. P. (2006). Functional response of a reduviid predator *Acanthaspis pedestris* Stål (Hemiptera: Reduviidae) to three lepidopteran insect pests. *Entomon*, 31, 149–157.
- Rhainds, M., Davis, D. R., & Price, P. W. (2009). Bionomics of bagworms (Lepidoptera: Psychidae). *Annual Review Entomology*, 54, 209–226.
- Sahayaraj, K., & Ambrose, D. P. (1994). Prey influence on laboratory mass rearing of *Neohaematorrhophus therasii* Ambrose and livingstone a potential biocontrol agent (Insecta: Heteroptera: Reduviidae). *Biological Science Research Bulletin*, 10, 35–40.
- Sahayaraj, K. (2001). A qualitative study of food consumption, growth and fecundity of a reduviid predator in relation to prey density. *Entomological Croatia*, 5, 19–30.
- Sahayaraj, K., Sankaralinkarn, S. K., & Balasubramanian, R. (2007). Prey influence on the salivary gland and gut enzymes qualitative profile of *Rhynocoris marginatus* (Fab.) and *Catamiarus brevipennis* (Serville) (Heteroptera: Reduviidae). *Journal of Insect Science*, 4, 331–336.
- Sahayaraj, K. (2014). Reduviids and their merits in biological control. In K. Sahayaraj (Ed.), *Basic and applied aspects of biopesticides* (pp. 195–214). Springer.

- Sankaran, T., & Syed, R. A. (1972). The natural enemies of bagworms on oil palms in Sabah, Malaysia. *Pacific Insects*, *14*, 57-71.
- Singh, G. (1992). Management of oil palm pests and disease in Malaysia. In A. Aziz, S. A., Kadar, & H. S., Barlon (Eds.), *Pest management and the environment* (pp. 195-212). Wallingford, UK: Cabi Publishing.
- Srikumar, K. K., Bhat, P. S., Raviprasad T. N., Vanitha, K., Saroj, P. L., & Ambrose, D. P. (2014). Biology and behavior of six species of reduviids (Hemiptera: Reduviidae: Harpactorinae) in a cashew ecosystem. *Journal of Agriculture Urban Entomology*, *30*, 65–81.
- Stiling, P., & Cornelissen, T. (2005). What makes successful biological control agent? A meta-analysis of biological control agent performance. *Biology Control*, *34*, 236-246.
- Syari, J., Muhamad, R., Norman, K., & Idris, A. B. (2010). Feeding behavior and predatory efficiency of assassin bug, *Sycanus dichotomus* Stal. on oil palm bagworm, *Metisa plana* Walker. *Malaysia Applied Biology*, *39*, 51-55.
- Tan, S. Y., Ibrahim, Y., & Omar, D (2008). Efficacy of *Bacillus thuringiensis* Berliner subspecies kurstaki and aizawai against the bagworm, *Metisa plana* Walker on oil palm. *Journal of Bioscience*, *19*, 103–114.
- Tiong, R. H. C. (1996). The regulatory roles of natural enemies of some oil palm insect pests. *The planter*, *72*, 653-666.
- Venkatesan, S., Seenivasagan, R., & Karuppasamy, G. (1999). Nutritional influence of prey on the predatory potential and reproduction of *Sycanus collaris* Fabricius (Reduviidae: Heteroptera). *Entomon*, *24*, 241–252.
- Wood, B. J. (1968). *Pests of oil palm in Malaysia and their control*. Kuala Lumpur, Malaysia: Incorporated Society of Planters.
- Wood, B. J., Hardon, J. J., & Corley, C. V. (1976). *Oil palm research*. Cambridge: Cambridge University Press.
- Wood, B. J. (1982). The present status of pest of oil palm estates in South East Asia. In *The oil palm in agriculture in the eighties* (2nd ed., pp. 499-518.) Kuala Lumpur: Incorporated Society of Planters.
- Zulkefli, M. (1996). The effect of selected insecticides on the oil palm bagworm *Metisa plana* Walker (Lepidoptera: Psychidae) and predatory bug *Cantheconidea* sp. (Hemiptera: Pentatomidae). [Bachelor of Science Dissertation, Universiti Putra Malaysia, Malaysia].
- Zulkefli, M., Norman, K., & Basri, M. W. (2004). Life cycle of *Sycanus dichotomus* (Hemiptera: Reduviidae) – A common predator of bagworm in oil palm. *Journal of Oil Palm Research*, *16*, 50-56.