

BUTTERFLIES AND MOTHS (ORDER: LEPIDOPTERA) IN PULAU TINGGI, JOHOR, MALAYSIA

YIN HUI NG¹, AQILAH AWG ABDUL RAHMAN^{1,2*}, MD-ZAIRI ZAINAL³ AND MUHAMMAD ABU BAKAR ABDUL-LATIFF^{1,4*}

¹Department of Technology and Natural Resources, Faculty of Applied Sciences and Technology, Universiti Tun Hussein Onn Malaysia (Pagoh Campus), 84600 Muar, Johor, Malaysia. ²Centre of Research for Sustainable Uses of Natural Resources, Faculty of Applied Sciences and Technology, Universiti Tun Hussein Onn Malaysia (Pagoh Campus), 84600 Muar, Johor, Malaysia. ³Shaz Resort Pulau Tinggi Sdn. Bhd., Lot 44, Kampung Penaga, Pulau Tinggi, 86800 Mersing, Johor, Malaysia. ⁴Environmental Management and Conservation Research Unit (eNCORe), Faculty of Applied Sciences and Technology, Universiti Tun Hussein Onn Malaysia (Pagoh Campus), 84600 Muar, Johor, Malaysia.

*Corresponding authors: aqilah@uthm.edu.my, latiff@uthm.edu.my
Submitted final draft: 15 February 2022 Accepted: 6 April 2022

<http://doi.org/10.46754/jssm.2022.11.014>

Abstract: Pulau Tinggi is a relatively unexploited island located in the middle arc of the Seribu Archipelago in Johor, Malaysia. This study is the first to record species of moths and butterflies (Order: Lepidoptera) on the island. Specimens were collected between April and August 2019 through passive sampling methods such as light and baited traps. Active sampling was also done opportunistically using aerial nets. The results showed that Lepidopteran on the island has a high species richness and abundance. A total of 624 individuals from 121 species of Lepidoptera were identified. Out of that, 105 species were butterflies and 16 were moths. The Shannon-Weiner Index (H') value for both butterfly and moth was 4.29. Evenness, measured using Shannon Equitability Index (E_H) was valued at 0.89. Gauging the diversity of fauna in a relatively unexplored island such as Pulau Tinggi is important for properly managing its natural resources. In the near future, activities such as entomotourism may be done in the area to support the local economic ecosystem while ensuring the conservation of the island's biodiversity.

Keywords: Insects, species diversity, richness, abundance, entomotourism, South China Sea, Malaysia.

Introduction

Lepidoptera is among the largest insect orders, with more than 157,000 described species (Regier *et al.*, 2013). Within Peninsular Malaysia (including Singapore and Thailand), about 1,400 species of butterflies are known to occur (Kirton, 2018). The macromoths group possesses at least 5,000 species with common families such as *Limacodidae*, *Sphingidae*, *Saturniidae*, *Lymantriidae*, *Noctuidae* and *Geometridae* (Choi & Miller, 2013). These numbers show that Lepidoptera is an abundant taxon that can be found in many different ecosystems as herbivores, pollinators and prey (Bonebrake *et al.*, 2010; Rivera-Vega *et al.*, 2017; Wietzke *et al.*, 2018). As phytophagous insects, their presence in an ecosystem is highly reliant on the presence of their host plant. Combined with their high reproductive rates, Lepidopterans are highly sensitive to

environmental factors (Fischer & Kirste, 2018). These characteristics allow them to be good indicators for any changes in the environment and ecosystem health (Bonebrake *et al.*, 2010; Syaripuddin *et al.*, 2015; Ismail *et al.*, 2020).

The tropical rainforest of Southeast Asia is a remarkable habitat for a wide array of flora and fauna. Even the islands located on the coast of Peninsular Malaysia are mostly covered with forested areas with important ecological roles. Forested islands offer habitat for several migratory, endemic and endangered species (Choong *et al.*, 2017; Rosmidi *et al.*, 2017; Mohd-Taib *et al.*, 2019). Fortunately, Malaysia is now moving towards mainstreaming biodiversity and increasing conservation efforts in line with the National Policy on Biological Diversity (NPBD 2016-2025) (NRE, 2016). However, global trends show that tropical rainforests (including those on islands) are

threatened by the global economic expansion that is a direct consequence of population growth. The direct implication of deforestation and fragmentation can already be seen in insect species assemblages (Yong *et al.*, 2012; Jain *et al.*, 2017). Given the urgency to understand the current state of biodiversity in Malaysia, particularly in the forested islands, inventory studies such as this are crucial. Previous studies on butterflies were done in Pulau Tioman (Quek *et al.*, 1999), Pulau Sibu (Azmi & Haris-Hussain, 2019), Pulau Pemanggil, Pulau Tulai and Pulau Sribuat-Sembilang (Liow, 1998), Pulau Perhentian and Pulau Bidong (Rosmidi *et al.*, 2017). However, it is important to note that most of these studies only focused on butterfly diversity and abundance.

In the current study, butterflies and moths of Pulau Tinggi were surveyed to document the species composition and obtain the first records of Lepidoptera for this locality. Hopefully, this will help conservation managers, local stakeholders and policymakers make informed

decisions regarding the island’s natural resources in the future.

Materials and Methods

Study Area

The Seribuat Archipelago is a cluster of 62 islands located on the southeast coast of Peninsular Malaysia. Our island of interest, namely Pulau Tinggi (02° 17' 06.1" N, 104° 06' 55.9" E) is in the middle arc of the Seribuat Archipelago. For comparison, Pulau Sibu is in the inner arc (Figure 1).

Large areas of the island consist of primary dipterocarp forest, riparian vegetation and mangroves. The relatively undisturbed forest in the inner part of the island allows for a diverse canopy, a favourable habitat for specialist Lepidopteran species (Ismail *et al.*, 2018; Lourido *et al.*, 2018). In this research, butterflies and moths of Pulau Tinggi were sampled from Kampung Tanjung Balang and Gunung Semudu from April 2019 to August 2019 for ten

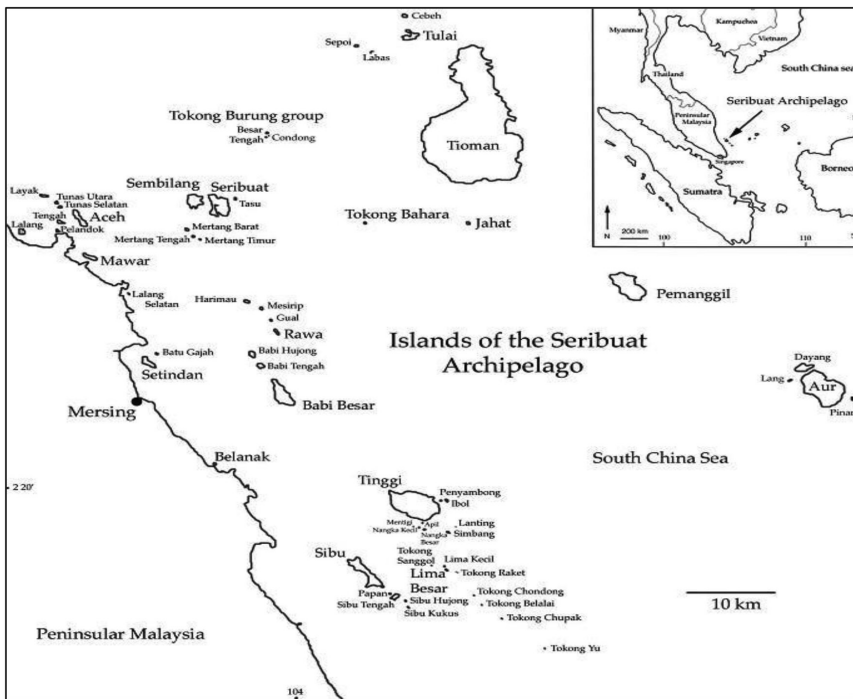


Figure 1: Islands of Seribuat Archipelago in the South China Sea. Pulau Tinggi is located in the middle of the Archipelago

consecutive days each month. The coordinates and habitat types for each sampling trail are specified in Table 1 and Figure 2. The study sites included primary forests, secondary forests and mangrove forests.

Data Sampling

Butterflies and daytime moths were collected through 20 sampling stations along Trails 1, 2 and 3. Each station was fitted with one bait trap adapted and modified from Daily and Ehrlich (1995). The traps were positioned 1.5 m above ground level. A mixture of rotten banana and pineapple was used as bait. While baited traps are effective for frugivorous butterflies such as *Lexias* sp. and *Zeuxidia* sp., this sampling technique will introduce bias against non-

nymphalids if not supplemented with manual collection using an aerial net. Each sampling station has a radius of 50 m. Within this radius, active sampling was done by at least two persons daily from 7.00 am to 6.00 pm.

Nocturnal moths were collected using light traps (Nur Atiqah et al., 2017). Four sets of light traps were installed throughout the different habitat types as described in Table 1. A 2 x 2 m white fabric attached to a rope was hung vertically and lighted up by a 160-watt mercury bulb. Lepidopterans flutter to the light were collected using a killing jar filled with a tissue soaked with ethyl acetate. Specimens were collected on two occasions at 8.00 pm and 11.00 pm for every sampling day.

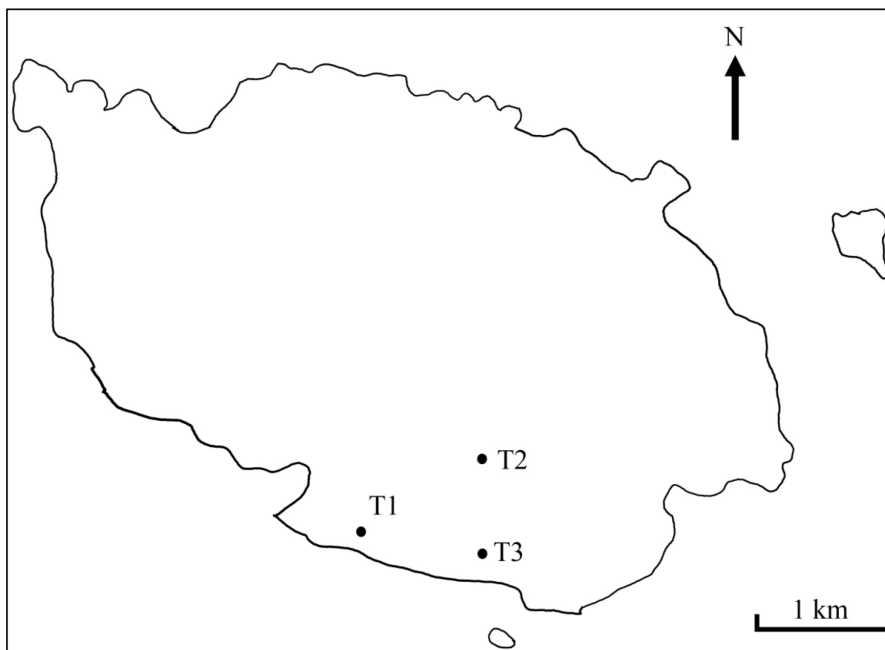


Figure 2: Map of Pulau Tinggi pinpointing sampling Trail 1 (T1), Trail 2 (T2) and Trail 3 (T3)

Table 1: Habitat type and coordinate of sampling trail used in this study

Trail	Habitat Type	Coordinates
T1	Secondary Forest	(02° 17' 06.1" N, 104° 06' 55.9" E, 4 m)
T2	Primary Forest	(02° 17' 27.6" N, 104° 07' 19.9" E, 80 m)
T3	Shrub	(02° 17' 24.5" N, 104° 07' 16.3" E, 53 m)
	Mangrove	(02° 17' 05.4" N, 104° 07' 18.9" E, 6 m)

All sampled Lepidopterans were temporarily kept in a triangle envelope. The date, time, coordinate, live colouration and other ecological notes were recorded. Specimens were identified in the field whenever possible. All specimens collected were brought to the laboratory, curated and dried in the oven for one week at a temperature between 45°C to 50°C. Corbet and Pendlebury (1992) identified all butterfly specimens using keys. Meanwhile, moth specimens were identified using Holloway (1986, 1993, 1996, 1998).

Data Analysis

For this study, we used biodiversity indices such as species abundance (the whole number of individuals recorded at each site), species richness (total number of species recorded), species diversity (calculated through Shannon-Weiner Index H') and evenness (expressed by

Shannon Equitability Index E_H) (Magurran, 2004). The number of species and total abundance were chosen for easy interpretation. Meanwhile, the Shannon-Weiner index was chosen for its insensitivity to rare species and sample sizes (Magurran, 2004). All indices were calculated using Paleontological Statistics Software Package (PAST) (Hammer *et al.*, 2001).

Results and Discussion

This study reported a total of 121 species of Lepidoptera with 624 individuals. There were 105 species of butterflies which include the family *Hesperiidae*, *Lycaenidae*, *Nymphalidae*, *Papilionidae*, *Pieridae* and *Riodinidae* (Figure 3). On top of that, 16 moth species were recorded from family *Cossidae*, *Erebidae*, *Geometridae*, *Noctuidae* and *Sphingidae* (Figure 4).

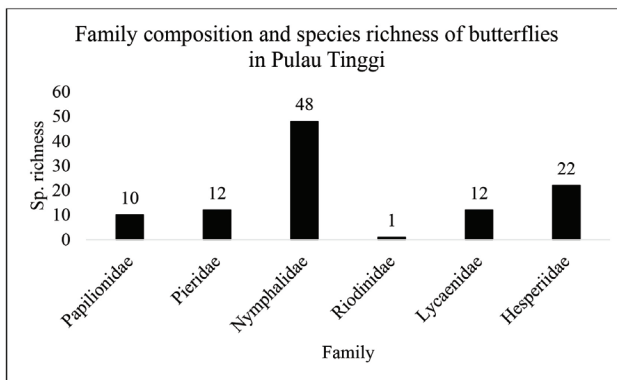


Figure 3: Butterfly family composition and species richness in Pulau Tinggi

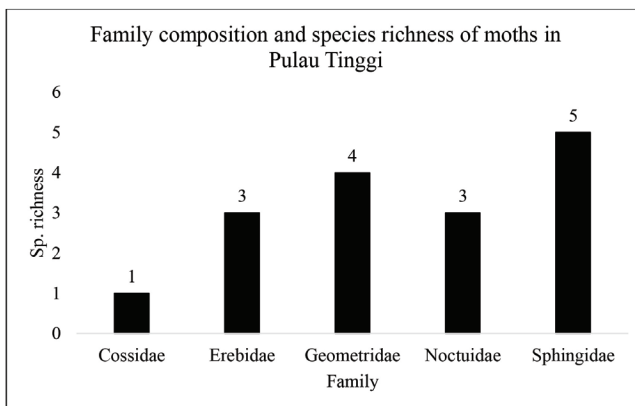


Figure 4: Moth family composition and species richness in Pulau Tinggi

Most of the butterfly species were collected through active sampling using aerial nets. Meanwhile, the majority of the moths were collected from the light traps. The family Nymphalidae is the most abundant species for butterflies with *Tanaecia pelea* (35 individuals), followed by *Elymnias hypermnestra* (22

individuals). The full list of butterfly species collected is included in Table 2. For moths, the most abundant species is *Darapsa myron* with 15 individuals. The second most abundant moth species recorded was *Asota subsimilis* from the family Cossidae (Table 3).

Table 2: List of butterfly species recorded in Pulau Tinggi

No.	Taxa	No. of Individuals
(LEPIDOPTERA: RHOPALOCERA)		
FAMILY: PAPILIONIDAE		
Subfamily: Papilioninae		
1	<i>Papilio clytia</i>	20
2	<i>Graphium agamemnon</i>	2
3	<i>Graphium sarpedon</i>	4
4	<i>Pachliopta aristolochiae</i>	6
5	<i>Papilio iswara</i>	1
6	<i>Papilio memnon</i>	3
7	<i>Papilio polytes</i>	1
8	<i>Papilio</i> sp.	1
9	<i>Trogonoptera brookiana</i>	1
10	<i>Troides helena</i>	5
FAMILY: PIERIDAE		
Subfamily: Colianidae		
11	<i>Catopsilia pyranthe</i>	12
12	<i>Catopsilia</i> sp.	32
13	<i>Eurema blanda</i>	4
14	<i>Eurema brigitta</i>	6
15	<i>Eurema hecabe</i>	4
16	<i>Eurema sari</i>	2
17	<i>Gandaca harina</i>	6
Subfamily: Pierinae		
18	<i>Appias libythea</i>	6
19	<i>Cepora iudith</i>	5
20	<i>Delias hyparete</i>	3
21	<i>Leptosia nina</i>	18
22	<i>Saletara panda</i>	12

FAMILY: NYMPHALIDAE		
Subfamily: Apaturinae		
23	<i>Euripus nyctelius</i>	1
Subfamily: Charaxinae		
24	<i>Polyura hebe</i>	6
Subfamily: Danainae		
25	<i>Danaus melanippus</i>	9
26	<i>Ideopsis gaura</i>	1
27	<i>Ideopsis similis</i>	5
28	<i>Parantica aglea</i>	2
29	<i>Parantica agleoides</i>	4
30	<i>Parantica aspasia</i>	1
31	<i>Parantica melaneus</i>	1
Subfamily: Heliconiinae		
32	<i>Acraea terpsicore</i>	4
33	<i>Cirrochroa emalea</i>	3
34	<i>Corrochroa orissa</i>	1
35	<i>Cirrochroa tyche</i>	8
36	<i>Phalanta phalantha</i>	3
37	<i>Phalanta alcippe</i>	2
38	<i>Vidula dejone</i>	1
Subfamily: Limenitidinae		
39	<i>Athyma</i> sp.	5
40	<i>Euthalia aconthea</i>	1
41	<i>Lexias dirtea</i>	2
42	<i>Neptis hylas</i>	8
43	<i>Tanaecia iapis</i>	16
44	<i>Tanaecia pelea</i>	35
Subfamily: Morphinae		
45	<i>Amathusia phidippus</i>	10
46	<i>Zeuxidia aurelius</i>	1
47	<i>Zeuxidia amethystus</i>	1
48	<i>Faunis canens</i>	4

Subfamily: Nymphalinae		
49	<i>Doleschallia bisaltide</i>	2
50	<i>Hypolimnias anomala</i>	1
51	<i>Junonia orithya</i>	6
52	<i>Junonia hedonia</i>	1
53	<i>Junonia iphita</i>	1
54	<i>Junonia almana</i>	1
Subfamily: Satyrinae		
55	<i>Elymnias hypermnestra</i>	22
56	<i>Elymnias nesaea</i>	17
57	<i>Elymnias panthera</i>	4
58	<i>Elymnias penanga</i>	5
59	<i>Lethe europa</i>	1
60	<i>Melanitis leda</i>	5
61	<i>Orsotriaena medus</i>	20
62	<i>Mycalesis fusca</i>	6
63	<i>Mycalesis orseis</i>	15
64	<i>Mycalesis horsfieldii</i>	3
65	<i>Mycalesis mineus</i>	15
66	<i>Mycalesis perseoides</i>	10
67	<i>Mycalesis anapita</i>	2
68	<i>Mycalesis visala</i>	1
69	<i>Orsotriaena medus</i>	2
70	<i>Ypthima baldus</i>	13
FAMILY: RIODINIDAE		
Subfamily: Nemeobiinae		
71	<i>Zemeros</i> sp.	2
FAMILY: LYCAENIDAE		
Subfamily: Miletinae		
72	<i>Spalgis epius</i>	1
Subfamily: Polyommatinae		
73	<i>Anthene emolus</i>	1
74	<i>Chilades pandava</i>	1
75	<i>Zizina otis</i>	1

Subfamily: Lycaeninae		
76	<i>Flos anniella</i>	1
77	<i>Jamides alecto</i>	1
78	<i>Jamides ferrari</i>	1
79	<i>Nacaduba angusta</i>	1
80	<i>Eooxylides tharis</i>	1
81	<i>Nacaduba sanaya</i>	1
82	<i>Remelana jangala</i>	1
Subfamily: Theclinae		
83	<i>Arhopala athada</i>	2
FAMILY: HESPERIIDAE		
Subfamily: Coeliadinae		
84	<i>Burara etelka</i>	2
Subfamily: Pyrginae		
85	<i>Celaenorrhinus ladana</i>	2
86	<i>Odina hieroglyphica</i>	4
87	<i>Tagiades japetus</i>	4
88	<i>Tagiades gana</i>	2
Subfamily: Hesperinae		
89	<i>Cephrenes trichopepla</i>	2
90	<i>Eetion elia</i>	1
91	<i>Erionota sybiritia</i>	8
92	<i>Iambrix salsala</i>	1
93	<i>Iambrix stellifer</i>	1
94	<i>Notocrypta curvifascia</i>	1
95	<i>Notocrypta feisthamelii</i>	8
96	<i>Notocrypta paralysos</i>	1
97	<i>Oriens gola</i>	1
98	<i>Pelopidas</i> sp.	1
99	<i>Pithauria marsena</i>	10
100	<i>Potanthus ganda</i>	1
101	<i>Potanthus omaha</i>	1
102	<i>Potanthus serina</i>	10
103	<i>Psolos fuligo</i>	8

104	<i>Suastus gremius</i>	8
105	<i>Taractrocera ardonia</i>	8

Table 3: List of moth species recorded in Pulau Tinggi

No.	Taxa	No. of Individuals
(LEPIDOPTERA: HETEROCERA)		
FAMILY: COSSIDAE		
Subfamily: Zeuzerinae		
1	<i>Xyleutes strix</i>	10
FAMILY: EREBIDAE		
Subfamily: Aganainae		
2	<i>Asota subsimilis</i>	12
3	<i>Asota isthmia</i>	1
Subfamily: Arctiinae		
4	<i>Cyana</i> sp.	3
FAMILY: GEOMETRIDAE		
Subfamily: Ennominae		
5	<i>Plutodes flavescens</i>	6
Subfamily: Geometrinae		
6	<i>Comostola pyrrhogona</i>	1
7	<i>Dysphania</i> sp.	1
8	<i>Spaniocentra</i> sp.	8
FAMILY: NOCTUIDAE		
Subfamily: Aventiinae		
9	<i>Metaemene atrigutta</i>	3
Subfamily: Calpinae		
10	<i>Eudocima discrepans</i>	3
11	<i>Ommatophora</i> sp.	3
FAMILY: SPHINGIDAE		
Subfamily: Ceratocampina		
12	<i>Eacles imperialis</i>	6

Subfamily: Macroglossinae		
13	<i>Deilephila elpenor</i>	3
14	<i>Darapsa myron</i>	15
15	<i>Thereta clotho</i>	5
Subfamily: Smerinthinae		
16	<i>Smerinthus ocellata</i>	2

Overall, in Pulau Tinggi, butterflies are found in abundance compared to moths. There may be a difference in sampling effort between daytime and nighttime sampling. On a regular sampling day, a massive amount of sampling time was spent using a sweep net to conduct active sampling during the day rather than at night. Nighttime sampling only focused on light trapping.

The high species richness from the family *Nymphalidae* might be due to the use of baited traps as one of the sampling methods. Baited traps are known to exclusively attract fruit-feeding butterflies such as nymphalids (Awg Abdul Rahman *et al.*, 2018; Mohamed *et al.*, 2019). For comparison, a study done in Pulau Bidong and Pulau Perhentian Besar in Terengganu gathered 26 species of butterflies from 117 individuals, with 19 species recorded in Pulau Perhentian Besar and 10 species recorded in Pulau Bidong (Rosmidi *et al.*, 2017). Both studies recorded *Nymphalidae* as the family with the highest species richness. The difference in species richness of butterflies in both studies is pretty remarkable (105 butterfly species in Pulau Tinggi, 26 butterfly species in Pulau Bidong and Pulau Perhentian Besar combined), proving that Pulau Tinggi holds a comparatively high number of butterfly species.

Additionally, the flowering season was happening during the sampling period, resulting in a surge of *Lepidoptera* species diversity. A similar finding was discovered in a study on butterfly diversity in Endau Rompin National Park where flowering season gathers many butterfly species (Norradiah *et al.*, 2018). Rajah Brooke Birdwing (*Trogonoptera brookiana*)

and the Black-Tipped Archduke (*Lexias dirtea*) were observed at the waterfall area of Gunung Semudu. This is expected as *T. brookiana* are known to exhibit puddling behaviour (Phon *et al.*, 2017). It is also important to note that *T. brookiana* are known widely as an iconic species in Malaysia. *Lexias dirtea* on the other hand, is known to be attracted to rotting and fallen fruit that can be found surrounding the area (Benjamin *et al.*, 2021). Cherry trees surround the resort area and the secondary forest is covered with *Melastoma* species. The flourishing vegetation in this unexploited area supports a diverse insect fauna, including *Lepidoptera*.

Diversity Indices

The Shannon-Weiner Index (H') value for this particular sample (including butterflies and moths) is 4.29. For evenness, Shannon Equitability Index (E_H) observed a value of 0.8956. For comparison, a similar inventory study on *Lepidoptera* in R.E.A.C.H BioD Centre in Cameron Highland recorded 48 moth species and 11 butterfly species, with H' values of 3.22 for moth and 2.15 for butterflies (Zamari Aris *et al.*, 2017). Based on these findings, Pulau Tinggi has a relatively diverse butterfly and moth assemblage.

When compared with a study done in Pulau Sibul (Azmi & Haris-Hussain, 2019) (Table 4), Pulau Tinggi only shared two similar *Lepidoptera* species which are Swallowtail butterfly (*Papilio polytes*) and Great Mormon (*Papilio memnon*). This shows that there is so much more to explore in the archipelago in terms of *lepidopteran* diversity. Looking at further comparison between Pulau Tinggi and Johor mainland,

we discovered ten shared species between Pulau Tinggi and Gunung Ledang (Ismail *et al.*, 2018) which are *Hypolimnas* sp., *Euploea* sp., *Amathuxidia amythaon*, *Gangara thyrasis*, *Tagiades litigiousus*, *Jamides ferrari*, *Mycalesis maianeas*, *Ypthima pandocus*, *Cirrochroa malaya* and *Eurema hecabe*. On the other hand, there were six shared species between Pulau Tinggi and Tanjung Piai (Maryati *et al.*, 2019): *Amathusia ochraceofusca*, *Hypolimnas* sp., *Polyura athamas*, *Delias hyparete*, *Parantica agleoides* and *Euploea* sp.

Entomotourism is an effective tool to increase public awareness of insects and nature. The bright colour and attractive morphology of butterflies have a high chance of sighting (Norradihah *et al.*, 2018). Several butterfly farms around the country, including Kuala Lumpur, Penang, Sabah and the Cameron Highlands. With proper planning from various stakeholders, Pulau Tinggi may just be the next tourist attraction for entomotourism. The high species richness and abundance of butterflies

can be transformed into a potential tourism product in Pulau Tinggi (Norradihah *et al.*, 2018; Saikim *et al.*, 2020). In turn, this will help increase tourists’ awareness of the contribution of wildlife in maintaining the food web and providing ecosystem services (Le *et al.*, 2021).

Conclusion

This study has shown that Pulau Tinggi is rich in butterfly and moth species. This was proven through the Shannon-Weiner Index (H) value of 4.29. For evenness, Shannon Equitability Index observed a value of 0.8956. While this may be the first record of butterflies and moths on the island, consistent monitoring and future study is necessary to monitor the health of the island’s ecosystem. Future work may involve studying the lepidopteran diversity on the remaining islands of the Seribu Archipelago. More new species are expected to be found here in Pulau Tinggi and the other islands with further research.

Table 4: Sharing species between Pulau Tinggi, Gunung Ledang (Ismail *et al.*, 2018), Tanjung Piai (Maryati *et al.*, 2019) and Pulau Sibul (Azmi & Haris-Hussain, 2019)

Pulau Tinggi	Gunung Ledang	Tanjung Piai	Pulau Sibul
<i>Amathusia ochraceofusca</i>		/	
<i>Hypolimnas</i> sp.	/	/	
<i>Polyura athamas</i>		/	
<i>Delias hyparete</i>		/	
<i>Parantica agleoides</i>		/	
<i>Euploea</i> sp.	/	/	
<i>Amathuxidia amythaon</i>	/		
<i>Gangara thyrasis</i>	/		
<i>Tagiades litigiousus</i>	/		
<i>Jamides ferrari</i>	/		
<i>Mycalesis maianeas</i>	/		
<i>Ypthima pandocus</i>	/		
<i>Cirrochroa malaya</i>	/		
<i>Eurema hecabe</i>	/		
<i>Papilio memnon</i>			/
<i>Papilio polytes</i>			/

Acknowledgements

This project is funded by the Ministry of Higher Education Malaysia (MOHE) under the Malaysian Technical University Network (MTUN) grant scheme Vote K121 and Industrial Grant by Shaz Resort Sdn. Bhd. (UTHM-SHAZ-M004), both grants awarded to Associate Professor Ts. Dr. Muhammad Abdul Latiff Abu Bakar (UTHM) as Principal Researcher. This research was supported by GPPS-UTHM-2018-H288 postgraduate grant from Universiti Tun Hussein Onn Malaysia (UTHM), Malaysia. We are grateful to Dato' Abdul Kadir Abu Hashim, Director General of the Department of Wildlife and National Parks, who provided us with the necessary facilities and assistance. This research was conducted under a research permit (JPHL & TN (IP): 600-6/1/4 (03)/M-00351-15-19). We are deeply indebted to the Department of Wildlife and National Parks Malaysia for granting permission to carry out this research. The authors acknowledge Ministry of Higher Education Malaysia, Universiti Tun Hussein Onn Malaysia and Shaz Resort Sdn. Bhd. for providing necessary funding, facilities and assistance.

References

- Awg Abdul Rahman, A., Mohamed, M., & Linatoc, A. C. (2018). Butterfly (Lepidoptera: Rhopalocera) Diversity in Bukit Soga, the Green Lung of Batu Pahat Malaysia. *AIP Conference Proceedings*, 2002(1), 020005.
- Azmi, W. A., & Haris-Hussain, M. (2019). A Survey on Diversity of Insects in Pulau Sibul, Johor. *Malayan Nature Journal*, 71(3), 349-359.
- Benjamin, M. A. Z., Dawood, M. M., Mustafa, N., Rahman, H., & Saikim, F. H. (2021). Documenting butterflies diversity (Lepidoptera: Rhopalocera: Nymphalidae) as potential nature tourism products at Sukau Rainforest lodge and Sukau ecotourism research centre, Kinabatangan, Sabah. *Journal of Tropical Biology and Conservation*, 18, 291-303.
- Bonebrake, T. C., Ponisio, L. C., Boggs, C. L., & Ehrlich, P. R. (2010). More than just indicators: A review of tropical butterfly ecology and conservation. *Biological Conservation*, 143(8), 1831-1841. <https://doi.org/10.1016/j.biocon.2010.04.044>
- Choi, S. W., & Miller, J. C. (2013). Species richness and abundance among macromoths: A comparison of taxonomic, temporal and spatial patterns in Oregon and South Korea. *Entomological Research*, 43(6), 312-321. <https://doi.org/10.1111/1748-5967.12036>
- Choong, C., Alwen, B., Izzat Husna, M., & Amirrudin, B. (2017). Odonata Fauna of Tioman Island, Pahang, Peninsular Malaysia. *Journal of Wildlife and Parks*, 32, 31-40.
- Corbet, A. S., Pendlebury, H. M., Eliot J. N. & D'Abrera B. (1992). *The Butterflies of the Malay Peninsula* (4th ed.). Malayan Nature Society.
- Daily, C., & Ehrlich, R. (1995). Preservation of biodiversity in small rainforest patches: Rapid evaluations using butterfly trapping. *Biodiversity and Conservation*, 4, 35-55.
- Fischer, K., & Kirste, M. (2018). Temperature and humidity acclimation increase desiccation resistance in the butterfly *Bicyclus anynana*. *Entomologia Experimentalis et Applicata*, 1-9. <https://doi.org/10.1111/eea.12662>
- Hammer, Ø., Harper, D. A. T. A. T., & Ryan, P. D. (2001). PAST: Paleontological Statistics Software Package for Education and Data Analysis. *Palaeontologia Electronica*, 4(1)(1), 1-9. <https://doi.org/10.1016/j.bcp.2008.05.025>
- Holloway, J. (1986). Moths of Borneo (part 1): Key to families: Families Cossidae, Metarbelidae, Ratardidae, Dudgeoneidae, Epipyropidae and Limacodidae. *Malayan Nature Journal*, 40, 1-166.
- Holloway, J. (1993). *The moths of Borneo (part II): Family Geometridae, subfamily Ennominae*. Southdene Sdn. Bhd.

- Holloway, J. (1996). The moths of Borneo (part 9): Family geometridae, subfamilies oenochrominae, desmobathrinae and geometrinae. *Malayan Nature Journal*, 49, 147-326.
- Holloway, J. (1998). *The moths of Borneo (part 3): Superfamily Bombycoidea: families Lasiocampidae, Eupterotidae, Bombycidae, Brahmaeidae, Saturniidae, Sphingidae*. Southdene Sdn. Bhd.
- Ismail, N., Mohamed, M., Khim, P. C., & Tokiman, L. (2018). Spatial distribution of butterfly (Lepidoptera: Papilionoidea) along altitudinal gradients at Gunung Ledang National Park, Johor, Malaysia. *AIP Conference Proceedings*, 2002. <https://doi.org/10.1063/1.5050143>
- Ismail, N., Rahman, A. A. A., Mohamed, M., Bakar, M. F. A., & Tokiman, L. (2020). Butterfly as bioindicator for development of conservation areas in Bukit Reban Kambing, Bukit Belading and Bukit Tukau, Johor, Malaysia. *Biodiversitas*, 21(1), 334-344. <https://doi.org/10.13057/biodiv/d210141>
- Jain, A., Lim, F. K. S., & Webb, E. L. (2017). Species-habitat relationships and ecological correlates of butterfly abundance in a transformed tropical landscape. *Biotropica*, 49(3), 355-364. <https://doi.org/10.1111/btp.12435>
- Kirton, L. (2018). *A Naturalist's Guide to the Butterflies of Malaysia: Peninsular Malaysia, Singapore, and Southern Thailand* (2nd ed.). John Beaufoy Publishing Limited.
- Le, G., Ak Matusin, A. M. R., Yusah, K. M., Aziz, N. A. A., Pengiran Bagul, A. H. B., Nordin, N. M., Dawood, M. M., & Saikim, F. H. (2021). Entotourism potential in Sabah, Malaysia: A Tourists' perspective. *Cogent Social Sciences*, 7(1). <https://doi.org/10.1080/23311886.2021.1914950>
- Liow, L. (1998). Short Communication: A note on the bird (Aves) and butterfly species (Lepidoptera) of Pulau Tulai, Pulau Sribuat-Sembilang and Pulau Pemanggil, Malaysia. *Raffles Bulletin of Zoology*, 46(2), 360.
- Lourido, G. M., Motta, C. da S., Graça, M. B., & Rafael, J. A. (2018). Diversity patterns of hawkmoths (Lepidoptera: Sphingidae) in the canopy of an ombrophilous forest in central amazon, Brazil. *Acta Amazonica*, 48(2), 117-125. <https://doi.org/10.1590/1809-4392201704721>
- Magurran, A. E. (2004). *Measuring Biological Diversity*. Blackwell.
- Maryati, M., Anas, N.-I., Kemalok, J., Zakaria, M. Z., Abdul Aziz, M. A. A., Hamdin, M. S., Norradiah, I., & Subadi, N. M. (2019). Insects of Taman Negara Johor Tanjung Piai: A RAMSAR Site. *Journal of Wildlife and Parks*, 34, 53-62.
- Mohamed, R., Rosmidi, F. H., Adanan, N. A., Ahmad, A., & Abdullah, M. T. (2019). Vertical stratification of fruit-feeding butterflies in Tasik Kenyir. In *Greater Kenyir Landscapes: Social Development and Environmental Sustainability: From Ridge to Reef* (pp. 131-142). Springer Nature. https://doi.org/10.1007/978-3-319-92264-5_13
- Mohd-Taib, F. S., David, G., Lee, A., Low, K. H., Lee, K. S., Yusoff, M. F., & Yaacob, A. R. (2019). Checklist of birds in Pulau Pangkor, Perak, Malaysia. *The Malaysian Forester*, 82(1), 217-226.
- Norradiah, I., Maryati, M., Mohd Salleh, K., Phon, C., & Tokiman, L. (2018). Butterflies (Lepidoptera: Papilionoidea) Diversity at Endau Rompin Johor National Park, Malaysia and Prioritizing the Potential Groups for Nature Tourism Product. *Journal of Wildlife and Parks*, 33, 31-55.
- NRE. (2016). *National Policy on Biological Diversity 2016-2025*. Ministry of Natural Resources and Environment of Malaysia.
- Nur Atiqah, A. R., Siti Nurul Amirah, M. D., Hafizzudin, A. R., Salmah, Y., Ng, Y. F., Ting, J. S., Asraf, B., & Zubaid, A. (2017). An assessment of the nocturnal

- insect diversity and abundance between an agricultural and suburban landscape in Peninsular Malaysia. *Serangga*, 22(1), 274-282.
- Phon, C., Kirton, L. G., & Yusoff, N. (2017). Monitoring butterflies using counts of puddling males: A case study of the Rajah Brooke's Birdwing (Trogonoptera brookiana albescens). *PLOS ONE*, 12(12), 1-15.
- Quek, K. C., Sodhi, N. S., & Liow, L. H. (1999). New records of butterfly species for Pulau Tioman, Peninsular Malaysia. *Raffles Bulletin of Zoology*, 47(6 SUPPL.), 271-276.
- Regier, J. C., Mitter, C., Zwick, A., Bazinet, A. L., Cummings, M. P., Kawahara, A. Y., Sohn, J. C., Zwickl, D. J., Cho, S., Davis, D. R., Baixeras, J., Brown, J., Parr, C., Weller, S., Lees, D. C., & Mitter, K. T. (2013). A large-scale, higher-level, molecular phylogenetic study of the insect order Lepidoptera (Moths and Butterflies). *PLOS ONE*, 8(3). <https://doi.org/10.1371/journal.pone.0058568>
- Rivera-Vega, L. J., Acevedo, F. E., & Felton, G. W. (2017). Genomics of Lepidoptera saliva reveals function in herbivory. *Current Opinion in Insect Science*, 19(17), 61-69. <https://doi.org/10.1016/j.cois.2017.01.002>
- Rosmidi, F. H., Zahidin, M. A., Adanan, A., Azizah, A., Pesiu, E., & Abdullah, M. T. (2017). Checklist of butterflies in Pulau Perhentian and Pulau Bidong, Terengganu. *Journal of Sustainability Science and Management*, 12(1), 40-48.
- Saikim, F. H., Le, G., & Dawood, M. M. (2020). Tourists' perceptions of insects as the determinants of insect conservation through entomological ecotourism. *Journal of Tropical Biology and Conservation*, 17, 79-95.
- Syaripuddin, K., Sing, K., & Wilson, J.-J. (2015). Comparison of butterflies, bats and beetles as bioindicators based on four key criteria and DNA barcodes. *Tropical Conservation Science*, 8(1), 138-149. <https://doi.org/10.1177/194008291500800112>
- Wietzke, A., Westphal, C., Gras, P., Kraft, M., Pfohl, K., Karlovsky, P., Pawelzik, E., Tschardtke, T., & Smit, I. (2018). Insect pollination as a key factor for strawberry physiology and marketable fruit quality. *Agriculture, Ecosystems and Environment*, 258(August 2017), 197-204. <https://doi.org/10.1016/j.agee.2018.01.036>
- Yong, D. L., Lohman, D. J., Weei Gan, C., Qie, L., & Lim, S. L. H. (2012). Tropical butterfly communities on land-bridge islands in Peninsular Malaysia. *Raffles Bulletin of Zoology*, SUPPL.25, 161-172.
- Zamari Aris, N. A., Zakaria, N., & Arumugam, N. (2017). Diversity of Lepidoptera at R.E.A.C.H BioD Centre, Cameron Highlands, Malaysia. *Journal of Wildlife and Parks*, 32, 41-55.